

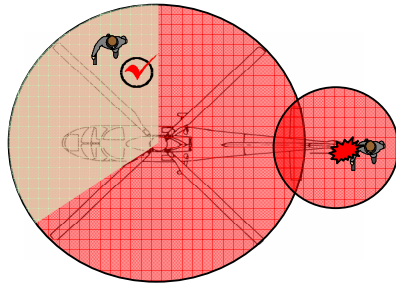
BELL B206 JETRANGER - SAFETY INFORMATION

CRANFIELD HELICOPTERS LIMITED

HANGAR 1, CRANFIELD AIRPORT, BEDFORD, MK43 0JR

ROTOR SAFETY

SAFE APPROACH (TEN to THREE O'CLOCK)




NEVER APPROACH THE HELICOPTER WITHOUT THE EXPRESS PERMISSION OF THE PILOT AT THE CONTROLS.

IF YOU ARE UNFAMILIAR WITH THE HELICOPTER YOU WILL BE ESCORTED AT ALL TIMES.

IF YOU ARE A REGULAR B206 PASSENGER AND HAVE RECEIVED A SAFETY BRIEF YOU MAY BE PERMITTED TO BOARD THE HELICOPTER UNESCORTED.

NEVER APPROACH THE HELICOPTER FROM HIGH GROUND



OPERATION OF SEAT BELTS

THE SEAT BELT MUST BE SECURELY FASTENED DURING TAKE-OFF AND LANDING.

KEEP YOUR BELT FASTENED AT ALL OTHER TIMES TO PROTECT YOURSELF IN THE EVENT OF TURBULENCE.

AFTER LANDING DO NOT RELEASE YOUR BELT UNTIL INSTRUCTED TO DO SO BY THE PILOT OR GROUND-CREW.

FRONT HARNESS OPERATION

FASTEN



RELEASE



FASTEN (OPTIONAL FIT)



RELEASE (OPTIONAL FIT)



REAR HARNESS OPERATION

FASTEN



RELEASE



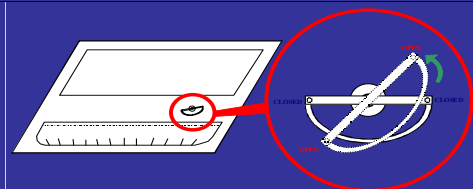
FASTEN (OPTIONAL FIT)



RELEASE (OPTIONAL FIT)



OPERATION OF DOOR LATCHES



DOOR CLOSED - HANDLE IS HORIZONTAL

TO OPEN DOOR - TURN HANDLE IN DIRECTION OF ARROW SHOWN NEXT TO HANDLE AND PUSH DOOR OPEN

DOOR UNLATCHED - THE HANDLE IS NOT HORIZONTAL AND THE DOOR IS IN AN UNSAFE CONDITION

DURING FLIGHT - DO NOT INTERFERE WITH DOORS

PORTABLE ELECTRONIC EQUIPMENT Portable electronic equipment such as: Cellular Telephones, Transmitting Devices and Radio Transceivers can have a severe effect on the helicopters navigation and control systems and must be switched OFF for the duration of the flight. Laptop Computers and Portable Electronic Games may be used in flight with the permission of the Pilot, and must be switched OFF during take-off and landing.

INTERCOM

Please use the headset provided as it protects your hearing and allows you to communicate with the Pilot

AIR SICKNESS

Please let the Pilot know if you feel unwell. Air sickness bags are available in seat pockets.

SMOKING

Smoking is prohibited in, or in the vicinity of, the aircraft

VENTILATION

The Pilot can control the temperature of the cabin. Please advise him you would like it to be adjusted. The sliding windows may also be used to increase ventilation.

(ENSURE NO OBJECTS FALL FROM AN OPEN WINDOW)

EMERGENCY ACTIONS

IN THE UNLIKELY EVENT OF AN EMERGENCY: the Pilot will keep you informed. Please follow any instructions he may give you and observe the following:

- DO NOT TALK TO OR DISTRACT THE PILOT
- IF INSTRUCTED BY THE PILOT, FIT YOUR LIFEJACKET
- REMOVE HIGH HEELED SHOES
- TIGHTEN YOUR SEAT BELT



After the helicopter has landed, unless threatened by fire, **REMAIN SEATED WITH YOUR SEAT BELT FASTENED** and await instructions from the Pilot. If no instructions are forthcoming do not attempt to exit the helicopter until the rotors have come to a complete stop as the rotating blades may injure you. Consider taking the First Aid kit with you.

IF LANDING ON WATER wait until touchdown before opening the door. If the helicopter starts to roll over: place one hand on the exit and the other on your seat belt release mechanism. Once fully submerged, release the belt and exit the helicopter. Only inflate your lifejacket when outside the helicopter or it may impede your exit

ADOPT THE BRACE POSITION AS FOLLOWS

REMOVE HIGH HEELED SHOES

ADOPT THE BRACE POSITION FORWARD FACING SEAT

USE OF THE LIFEJACKET

REMOVE



REMOVE THE JACKET FROM PROTECTIVE COVER

FIT



PLACE THE JACKET OVER YOUR HEAD WITH THE BOTTLE AT THE FRONT

SECURE



TIE THE TAPES SECURELY IN A DOUBLE KNOT AT THE SIDE

INFLATE



DO NOT INFLATE THE JACKET INSIDE THE HELICOPTER TO INFLATE: PULL DOWN SHARPLY ON THE RED TAG

TOP-UP



USE THE INFLATION TUBE TO TOP UP THE AIR OR INFLATE THE JACKET IF THE BOTTLE HAS FAILED.

WHISTLE



THE WHISTLE IS USED TO ATTRACT ATTENTION

LIGHT



THE LIGHT IS USED TO ATTRACT ATTENTION

EU NOTICE REQUIREMENT - ARTICLE 6(2) EU CARRIERS

Limits of liability

The applicable limits of liability for your journey on a flight operated by an EU carrier, are as follows:

1. There are no financial limits for death or bodily injury and the air carrier may make an advance payment to meet immediate economic needs of the person entitled to claim compensation;
2. In the case of destruction, loss of, or damage or delay to baggage, 1,000 Special Drawing Rights (approximately £820) and, if the value of your baggage is greater than this limit, you should inform the carrier at check-in or ensure that it is fully insured prior to travel;
3. In the case of delay to your journey, 4,150 Special Drawing Rights (approximately £3,500).

If your journey also involves carriage by other airlines, you should contact them for information on their limits of liability.

Tel/Fax 01234 758101 www.cranfield-helicopters.com Company Registration 4123365

E-mail: mail@cranfield-helicopters.com Website: www.cranfield-helicopters.com